

## TO 10, TO 12

THRESHOLD CONTRAST

### TO 10

These test objects are designed for quick quantitative assessments of image quality. The results can be plotted on a Threshold Detection Index Curve.

TO 10 is intended for use with Fluoroscopy systems.

108 details (12 sizes x 9 contrasts)  
Size range 11mm to 0.25mm  
Contrast range 0.012 to 0.930 @ 70kV, 1.0mm Cu filtration



### TO 12


These test objects are designed for quick quantitative assessments of image quality. The results can be plotted on a Threshold Detection Index Curve.

TO 12 is intended for use with Digital Spot Imaging Systems.

108 details (12 sizes x 9 contrasts)  
Size range 11mm to 0.25mm  
Contrast range 0.0043 to 0.954 @ 70kV, 1.0mm Cu filtration




For more information or to find your regional distributor please visit our website



# TO 10, TO 12

THRESHOLD CONTRAST




TO 10 X-RAY IMAGE

For more information or to find your regional distributor please visit our website


[www.leedstestobjects.com](http://www.leedstestobjects.com) | tel. +44(0)1423 321102

Copyright © 2011 Leeds Test Objects Ltd | SpecSh 167a 16/11/2010



# TO 10, TO 12

THRESHOLD CONTRAST



TO 12 X-RAY IMAGE

For more information or to find your regional distributor please visit our website

[www.leedstestobjects.com](http://www.leedstestobjects.com) | tel. +44(0)1423 321102

Copyright © 2011 Leeds Test Objects Ltd | SpecSh 167a 16/11/2010