

Advanced Dose Measurement Solutions

Radcal® Accu-Dose+



The Accu-Dose+ is Radcal's stream-lined diagnostic solution supporting Radcal's comprehensive line of Ion Chambers and Solid-state Dose Diodes.

Systems Solutions

The Accu-Dose+ provides a tailored solution to your individual diagnostic measurement needs when paired with:

- Radcal's broad selection of Gold Standard sensors
- user friendly display that facilitates recording and reporting of results quickly and easily
- carry case to transport your custom solution securely and conveniently

Sensor Selection

The Accu-Dose+ supports Radcal's past and present full line of Ion Chambers and Solid-state Dose Diodes.

Software and Display Technology

The Accu-Dose+ offers great flexibility in your choice of user interface. Accu-Gold and Accu-Gold Excel Windows software provides a rich user-friendly environment in which to record, view, and archive your measurements. Radcal offers a tablet computer to run this software or use your own Windows computer. Apps are also available for your Apple iOS and Android devices (Nugget wireless adapter required). Alternatively, upgrade your instrument to an Accu-Dose+ Touch stand-alone system equipped with a built-in display.

Functionality

The Accu-Dose+ provides a dose-oriented set of functionality including Dose, Dose Rate, Waveform, pulse, dose/pulse and Exposure time.

Modalities

The Accu-Dose+ is well suited for Radiography, Fluoroscopy, Mammography, CT, Dental and Survey applications.



*Unparalleled Accuracy,
Experience,
Versatility*

Radcal

426 West Duarte Road
Monrovia, CA 91016 USA
T: (626) 357-7921
F: (626) 357-8863
www.radcal.com

THE GOLD STANDARD IN RADIATION MEASUREMENT

ACCU-DOSE+ FEATURES, BENEFITS AND SENSORS:


KEY FEATURES	BENEFITS
Simultaneous measurements	User selectable parameters for both Ion Chamber and Dose Diode
Solid-State Dose Diodes	Sensors for low dose, diagnostic and mammography measurements
Customizable display screens	Create data display profile either before or after the exposure session
Plug and Play sensors	Radcal Ion Chambers and Dose Diodes contain calibration information
Real time waveforms	Real time Dose Rate waveform for each exposure
Data recall	Entire measurement session can be recalled to amend at any time
Matrix display	Uses Compact Tablet, Full-size Tablet w/keyboard or your own Laptop
Export data	Export data to Excel, user templates or clipboard

Ion Chamber Dose Sensors

<p>10X6-6 General Purpose</p> 	<p>10X6-0.6CT Modern Wide Beam Multi-Slice CT</p> 
<p>10X6-6M Mammography</p> 	<p>10X6-3CT Computed Tomography Dose Index (CTDI)</p> 
<p>10X6-10 General Purpose In Beam Chamber</p> 	<p>10X6-180 Leakage and Very Low Dose Rates</p> 
<p>10X6-60 'Service' and Image Intensifier</p> 	<p>10X6-1800 Radiation Protection</p> 
<p>10X6-0.6 High Dose Rate</p> 	<p>10X6-0.18 High Dose Rate</p> 

Solid State Dose Sensors – Dose, Rate, Time and Pulses

DDX6-WL
Diagnostic range (Low dose rates)



Displays

The portable, easy to use Tablet

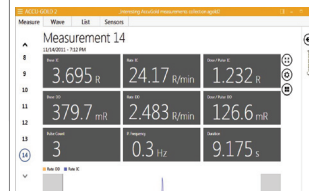


The full-function Display with Keyboard



... or achieve a cost-effective and well-integrated solution by using your own computer

Configurable data screen with waveform



Data parameters selected are displayed after each exposure along with the dose rate waveform.

Matrix Display



The Matrix display will show all user selectable parameters in one measurement. By suppressing the waveform window the measurements become larger and can be seen from a distance.

Accu-Gold Nugget – WiFi Adapter for the Accu-Gold Family of Digitizers

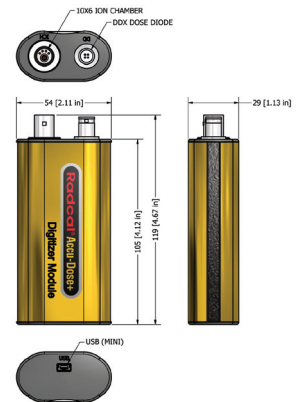
AGNugget

Recognizing that the system display and x-ray sensor are often widely separated, wireless capability eliminates the need to be tethered by an unwieldy cable. Simply snap NUGGET onto an Accu-Gold Family Digitizer and eliminate the USB cable. The NUGGET will power your Digitizer and transmit your measurement data after each exposure.



Accu-Dose+ Interconnect Options

ADDM+



Full Specifications & Further Information: www.radcal.com